

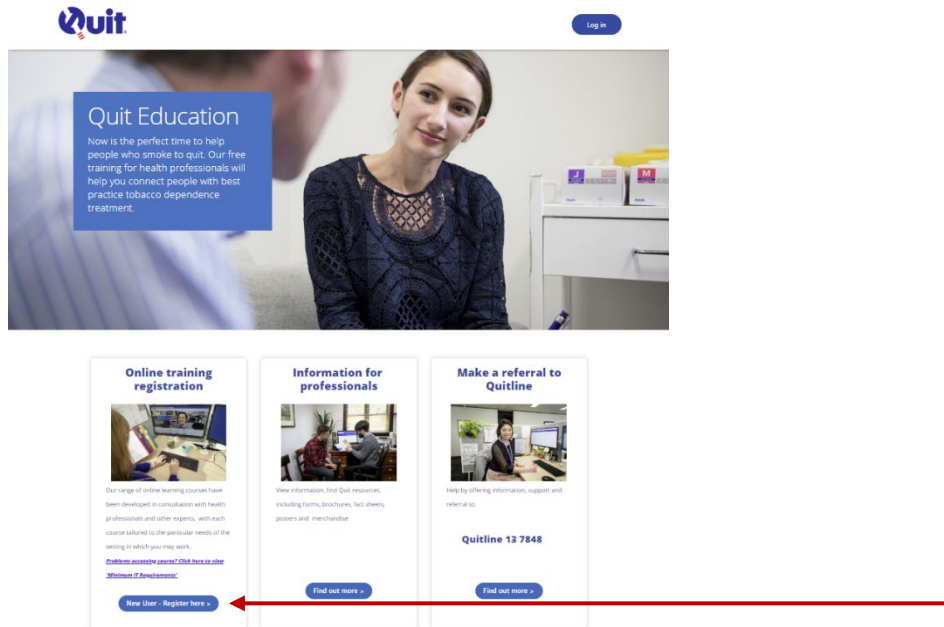
# How do I register for the Hospital/Health Services course?

\*For best user experience Chrome is the preferred browser

## Step 1

### Complete the online registration

- Registration for the Quit online training is available at: [education.quit.org.au](http://education.quit.org.au)
- On the Quit Education page, scroll down and select **“New User - Register here”** button under the **“Online Training for health professionals”** block.



- This will take you to the registration form
- Complete the registration form fields as prompted (see below)

**Important:** Please complete as indicated for your state:

### For VIC

- State = VIC
- Sector = Hospital/Health Services
- Setting = Other

**Online Program Registration**

Quit, in consultation with health professionals and other experts, has developed online learning for professionals working in health or community and social service organisations.

Quit has taken the worry out of choosing what courses suit you. By completing the online registration form and selecting your relevant Sector and Setting, you will be automatically assigned a learning program that is tailored to your needs.

New to the Learning Hub? Create your account for the Online Program by completing all fields below.

First Name	Last Name
Email (Username)	Password
Confirm Password	Organisation
VIC	Hospital/Health Service
Other	
Post Code	
Do you identify as Aboriginal and/or Torres Strait Islander?	
Do you currently provide brief advice for smoking cessation?	
How did you hear about Quit's online training?	

By clicking Register, you:

- acknowledge that Cancer Council Victoria will collect the information above (including any personal or sensitive information), for the purposes of providing you with services or enabling any related communications, in accordance with the Cancer Council Collection Statement; and
- consent to Cancer Council Victoria handling your personal and sensitive information in accordance with its Privacy Policy.

Register

### For WA

- State = WA
- Sector = Hospital/Health Services
- Setting = All Settings

**Online Program Registration**

Quit, in consultation with health professionals and other experts, has developed online learning for professionals working in health or community and social service organisations.

Quit has taken the worry out of choosing what courses suit you. By completing the online registration form and selecting your relevant Sector and Setting, you will be automatically assigned a learning program that is tailored to your needs.

New to the Learning Hub? Create your account for the Online Program by completing all fields below.

First Name	Last Name
Email (Username)	Password
Confirm Password	Organisation
WA	Hospital/Health Service
All Settings	
Post Code	
Do you identify as Aboriginal and/or Torres Strait Islander?	
Do you currently provide brief advice for smoking cessation?	
How did you hear about Quit's online training?	

By clicking Register, you:

- acknowledge that Cancer Council Victoria will collect the information above (including any personal or sensitive information), for the purposes of providing you with services or enabling any related communications, in accordance with the Cancer Council Collection Statement; and
- consent to Cancer Council Victoria handling your personal and sensitive information in accordance with its Privacy Policy.

Register

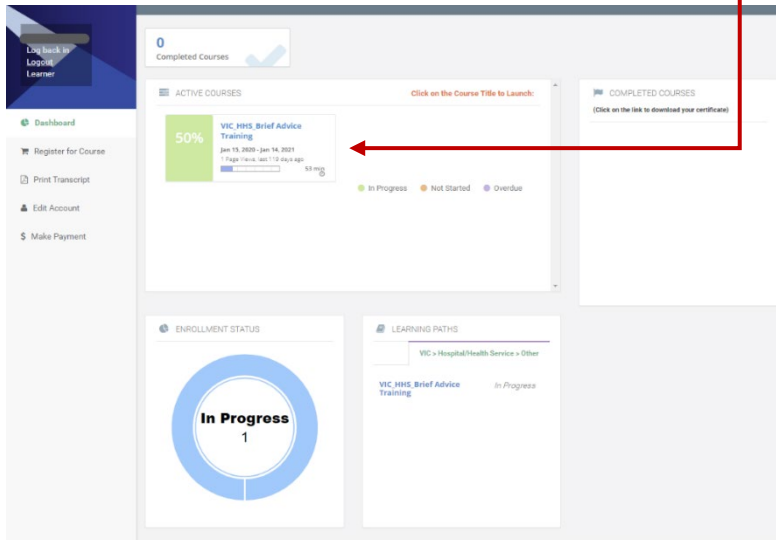
**NB: Please make certain that you have completed ALL fields and ticked the acknowledgement and consent boxes before selecting the “Register” button.**

This will ensure you are automatically registered into the **“Brief Advice Training – Hospital/Health Services”** course.

## Step 2

### Access your course

- When you complete the form, you will be directed to your learner registration dashboard page. Here you can select your training tile under "Active Courses", which will take you to your course page.



**NB: You will receive an email with all your registration details, including link, username, and password. \*Store this email for future reference.**

## Step 3

### Complete your course

- Arrive at your course introduction page
- Navigate through the course as presented in the menu on the left
- You can stop and resume the course again at any time using the login details provided in the registration email



Dashboard My Courses

### Brief Advice Training - Health Services

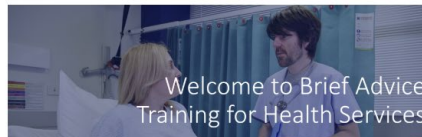
#### CONTENTS



##### INTRODUCTION

Pre-training questionnaire  
Progress: 1/1  
Training  
Progress: 0/1  
Post-training questionnaire  
Additional Resources

#### INTRODUCTION



This free online training is for health professionals working in health service settings. It will equip you with the skills, confidence and knowledge to provide smoking cessation brief advice to patients.

Most people who smoke want to quit, but the majority do not use proven smoking cessation interventions. Smoking has a negative impact on many aspects of medical care, and an interaction with the hospital system is an ideal time to raise smoking with patients.

Brief advice is a simple, fast and effective way to promote cessation and to connect patients with best practice tobacco dependence treatment - a combination of multisection behavioural intervention through Outline and smoking cessation pharmacotherapy.

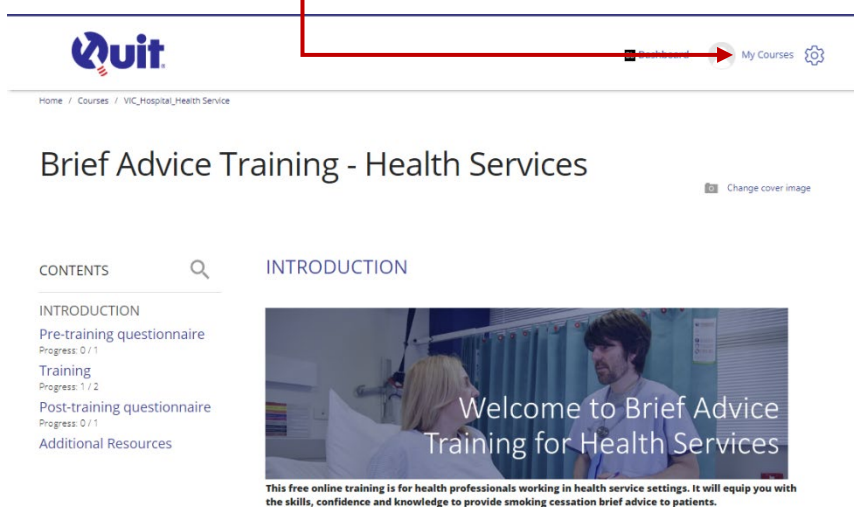
Select the play button to watch this brief video from Dr Rudi Gesser talking about the importance of providing smoking cessation brief advice to hospital patients.



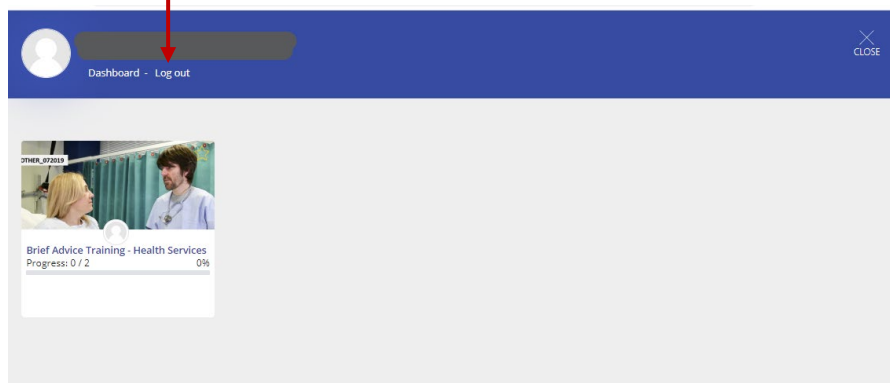
## Step 4

### To log out of the course:

- Select the “My Courses” link on the top right-hand corner of the page




- Select the “Log out” link on the top left-hand side of the page



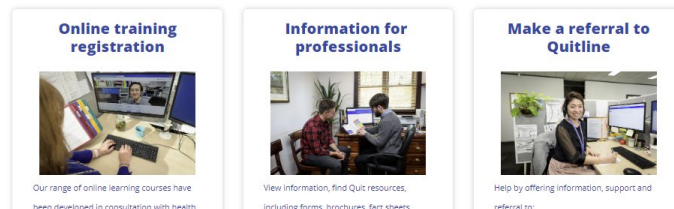
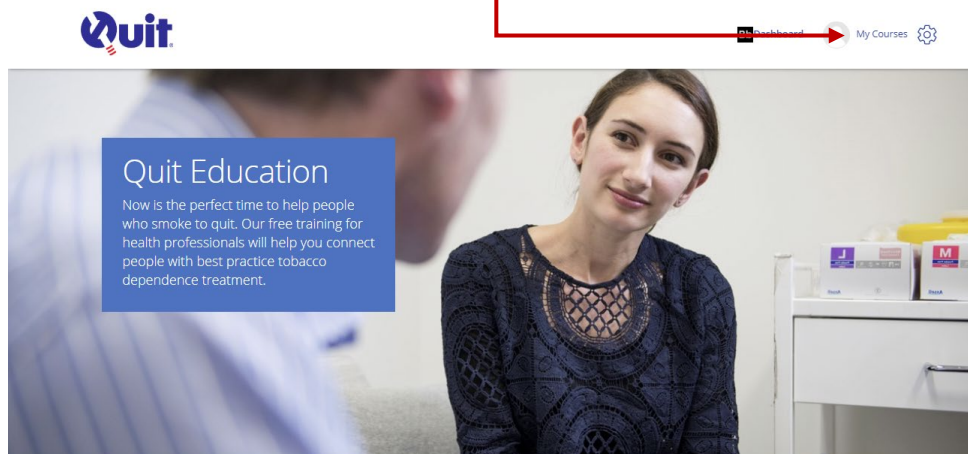
## Step 5

### If you exit the course and wish to log back in, to resume your training:

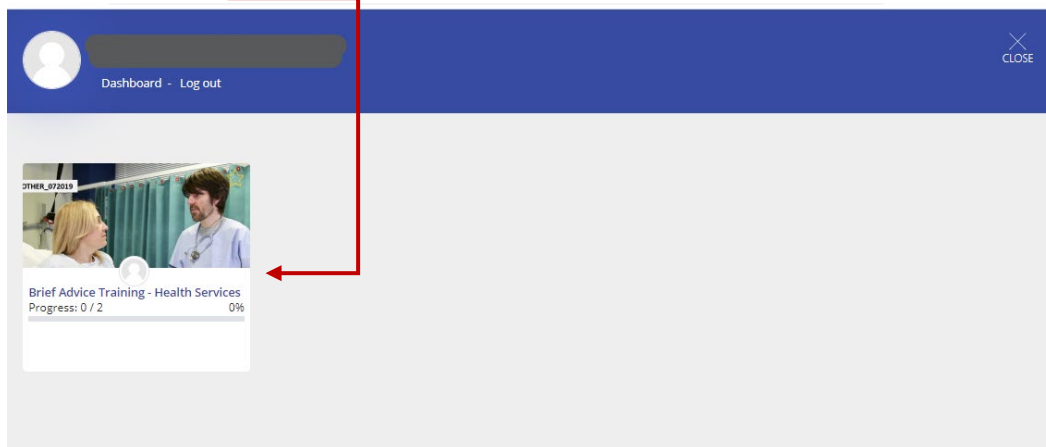
- Open your browser window (Chrome is preferred browser)
- Copy and paste the URL below into your browser (Tip: **Bookmark this URL for easy access next time you want to login**) [education.quit.org.au](https://education.quit.org.au)
- Select “Log in” from the top right-hand corner of the page and enter your login details (as provided in your registration email)



- Once logged in, select the “My Courses” link on the top right-hand corner of the page



- This will show the courses that are available to you
- Select the course tile



If you experience any problems with your registration, please contact the Quit Education team at: [Quit.Education@cancervic.org.au](mailto:Quit.Education@cancervic.org.au)

# Quit Education Portal

What are the minimum requirements to run the online course?

<b>For Windows Computers:</b>	<b>For Apple Macs:</b>
PC compatible – Pentium IV preferred 512MB RAM 2GB available hard drive space Windows XP or above	Intel Based Mac 512MB RAM 2GB available hard drive space Mac OS X 10.5.2 or above

## **Why can't I access the course?**

If you have any difficulty accessing the course, check that you are using one of the supported browsers above before you contact external support.

## **What is a browser?**

A web browser is software that allows you to access websites and resources on the World Wide Web. Common browsers are Firefox, Safari, Google Chrome and Internet Explorer. Moodle is compatible with most current browsers.

It is highly recommended that you use a current version of at least 1 (but recommended 2) supported browsers on your computer or device. To check the version of your browser or to download an additional browser, see [whatsmybrowser](#).

## **What are the supported internet browsers?**

The following browsers are generally compatible with Moodle.

- 
- Chrome (Google Chrome 32-bit version 50 or later is recommended for optimal compatibility)
  - Firefox
  - Safari 10 or later
  - Internet Explorer 10 or later